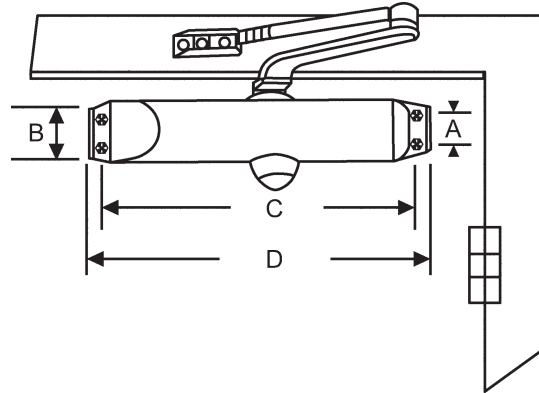


General Door & Builders Hardware

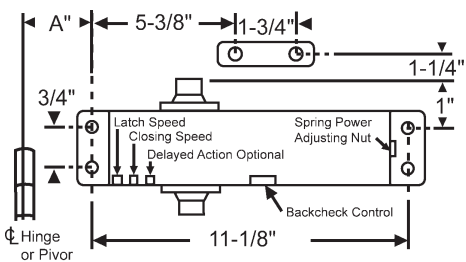
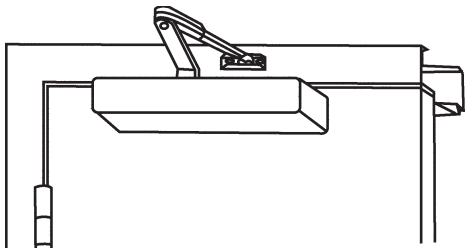
Entrance Door Closers

- Surface mounted interior and exterior
- Size 3 is used on 3 ft. wide interior door or 2 1/2 ft. wide exterior door.
- Size 4 is used on 4' wide interior door or 3' wide exterior door.
- Non-handed
- Permanent lubricating hydraulic fluid
- Easy, smooth action
- Housing made of non-corroding aluminum.
- Narrow design is perfect for aluminum, glass, wood and other modern doors.



Part #	Size	A	B	C	D	Finish
18-70	#3	3/4"	1-3/4"	8-3/16"	8-15/16"	Aluminum
18-72	#3	3/4"	1-3/4"	8-3/16"	8-15/16"	Bronze (Gold)
18-74	#3	3/4"	1-3/4"	8-3/16"	8-15/16"	Duranodic (Dk. Brown)
18-68	#4	3/4"	1-3/4"	9-1/16"	9-13/16"	Aluminum
18-69	#4	3/4"	1-3/4"	9-1/16"	9-13/16"	Bronze (Gold)
18-73	#4	3/4"	1-3/4"	9-1/16"	9-13/16"	Duranodic (Dk. Brown)

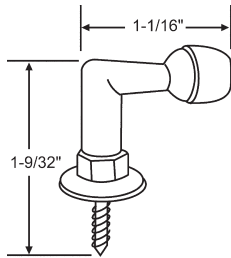
Door Stops and Bumpers



Part #	Color
18-88	Aluminum

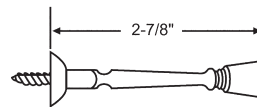
Power Adjustable Closer with Back Check or Delayed Action

Opening	Dim. "A"
To 120°	7-3/32"
120° - 180°	3-15/16"



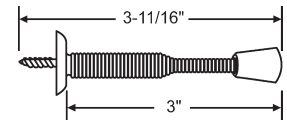
Part #	Color
900-12356	Brass

Floor Type Door Stop



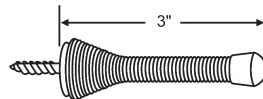
Part #	Color
19-144	Brass

Solid Stop Bumper Assembly



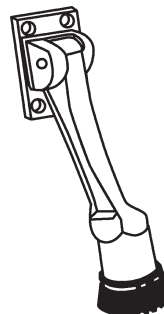
Part #	Color
19-143	Brass
19-143CH	Chrome

Door Stop Bumper Assembly



Part #	Color
19-204	Brass
19-204C	Chrome

Heavy Duty Door Stop Bumper Flexible



Part #	Color
19-133	Brass
19-132	Aluminum

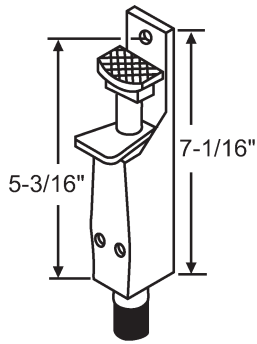
4" Drop Down Door Stop

Part #	Color
19-136	Brass
19-137	Aluminum

5" Drop Down Door Stop

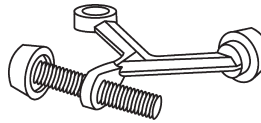
General Door & Builders Hardware

Door Stops and Bumpers



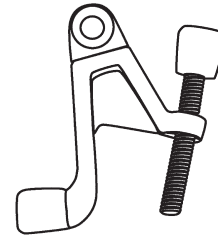
Part #	Color
19-135	Brass
19-138	Aluminum
19-135PB	Bright Brass

19-135T
Screw type tip only.
Black



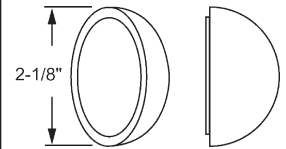
Part #	Color
19-142	Brass
19-142A	Aluminum
19-142CH	Chrome
19-142W	White

Hinge Pin Door Stop



Part #	Color
19-359	Bright Brass

Hinge Pin Door Stop



Part #	Color
19-242	White

Adhesive PVC Wall Bumper

Door Silencer



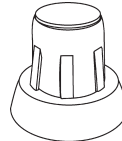
Part #	Color
19-145	White

Hinge Pin Door Stop Bumper
Only. Fits 19-142, 19-142A,
19-142CH, 19-142W



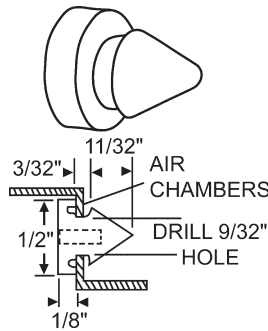
Part #	Color
19-146	White

Door Stop Bumper Only.
For 9/32" OD Door Stop



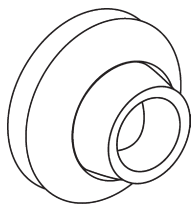
Part #	Color
19-187	Black

Rubber Tip Replacement Only.
For Drop Down Door Stops. Fits
19-132, 19-133, 19-136, 19-137



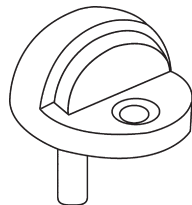
Part #	Color
19-134	Gray

Wall Protectors



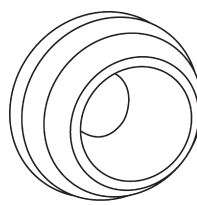
Part #	Color
19-140	Stainless Brushed
19-140BZ	Dark Bronze
19-140AB	Antique Brass
19-140B	Brass

Screw mount, 2-1/2" diameter
with gray vinyl bumper, concealed
screw mount. Concave face to fit
interior lock button. Furnished with
anchor and screw.



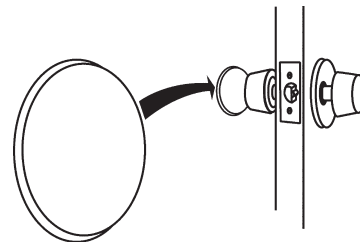
Part #	Color
19-141	Brushed Satin

Zinc Die Cast, Low Profile
Door Stop. 1-3/4" Base, 1"
Height, 1/8" Clearance.



Part #	Color
19-139W	White
19-139	Gray

Adhesive backed, 1-7/8"
diameter, gray rubber, peel-off
label, pressure sensitive backed.



3" Diameter

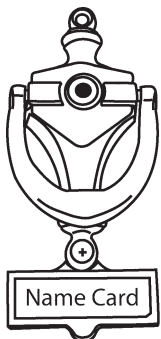
Part #	Color
19-181	White
19-181OW	Off White

Made of high impact material
that can be painted or papered.
Use to repair larger areas of wall
damage. Foam adhesive on back
absorbs shock. 1/4" Total thick-
ness. Washable.

5" Diameter

Part #	Color
19-182	White

Door Viewer


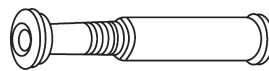


900-12213

Door Knocker with Viewer
Polished Brass

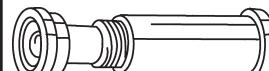
When ordering viewer with knocker
add 3/8" to the door thickness.
Name plate card. Cast knocker
with polished brass finish. Surface
mount application.

Space for door viewer.



19-149

160° Angle Plastic Lens
1/2" Installation Hole
Solid Brass



900-12562

160° angle plastic lens
fits doors 1-3/8" to 2-1/4" thick
1/2" installation hole, wide angle.
See who is on the other side
before you open the door.
Solid brass construction



Part #	Color
900-8179	White
900-8179M	Mill
900-8179B	Brown
900-8179BLK	Black

Overall length including vinyl is 37".